



SECURITY UNIT ANNUAL REPORT 2014

www.ifrc.org
Saving lives, changing minds.



International Federation
of Red Cross and Red Crescent Societies

WHO WE ARE

The International Federation of Red Cross and Red Crescent Societies (IFRC) is the world's largest volunteer-based humanitarian network, reaching 150 million people each year through our 189 member National Societies. Together, we act before, during and after disasters and health emergencies to meet the needs and improve the lives of vulnerable people. We do so with impartiality as to nationality, race, gender, religious beliefs, class and political opinions.

Guided by Strategy 2020 – our collective plan of action to tackle the major humanitarian and development challenges of this decade – we are committed to 'saving lives and changing minds'.

Our strength lies in our volunteer network, our community-based expertise, and our independence and neutrality. We work to improve humanitarian standards, as partners in development and in response to disasters. We persuade decision makers to act at all times in the interests of vulnerable people. The result: we enable healthy and safe communities, reduce vulnerabilities, strengthen resilience, and foster a culture of peace around the world.

©International Federation of Red Cross and Red Crescent Societies, Geneva, 2015

Any part of this annual report may be cited, copied, translated into other languages or adapted to meet local needs without prior permission from the International Federation of Red Cross and Red Crescent Societies, provided that the source is clearly stated. Requests for commercial reproduction should be directed to the IFRC at secretariat@ifrc.org

All photos used in this report are copyright of the IFRC unless otherwise indicated.

All cartoons by Pierre Wazem, 2007.

TABLE OF CONTENTS

Security by numbers	4
Executive summary	5
SECTION I	8
Global statistics – Humanitarian security	8
Major attacks against humanitarian workers	9
Red Cross Red Crescent global statistics	10
SECTION II	13
Compliance with Secretary General directives	13
Minimum security requirement (MSR) compliance	13
Security e-learning compliance	16
SECTION III	17
IFRC security support tools	17
2014 overview of activities	18

SECURITY BY NUMBERS

0	FATALITY OF IFRC STAFF	76	PER CENT OF DELEGATIONS MSR COMPLIANCE
17	RED CROSS RED CRESCENT VOLUNTEERS AND STAFF DIED IN LINE OF DUTY	578	PERSONNEL TRAINED IN 2013
20	IFRC RELOCATIONS AS A RESULT OF AN INSECURE ENVIRONMENT	900	FORMAL REQUESTS FOR SECURITY ADVICE
21	AIR SAFETY ASSESSMENTS	1,900	PERSONNEL SUBSCRIBING TO HOTSPOTS SECURITY NEWSLETTER
29	PER CENT DECREASE IN INCIDENTS FROM 2013	3,000	VISITS ON SECURITY UNIT'S FEDNET PAGES ON ANNUAL BASIS
40	PER CENT OF SECURITY INCIDENTS THAT ARE PREVENTABLE	22,500	COPIES OF ALL THREE "STAY SAFE" MANUALS DISTRIBUTED (INCLUDING USB)
52	SECURITY ALERTS TO IFRC AND NATIONAL SOCIETY STAFF	50,000	REGISTERED, COMPLETED OR IN PROCESS OF COMPLETING BOTH E-LEARNING COURSES

TOP NATIONAL SOCIETIES COLLABORATION

Top 5 donors

1. British Red Cross
2. Danish Red Cross
3. Canadian Red Cross
4. Norwegian Red Cross
5. New Zealand Red Cross*

Top 5 Request for security training

1. Norwegian Red Cross
2. Danish Red Cross
3. British Red Cross
4. Philippines Red Cross
5. Canadian Red Cross

Top 5 SU contacts

1. British Red Cross
2. Danish Red Cross
3. American Red Cross
4. Canadian Red Cross
5. Swedish Red Cross

Top 5 E-learning National Societies

1. Mexico
2. United Kingdom
3. Pakistan
4. Ecuador
5. Australia

EXECUTIVE SUMMARY

According to external data on violence against humanitarian aid workers, there has been a sharp increase of attacks and kidnappings since 2000. However, over seventy percent of serious attacks occur within 5-6 conflict affected countries. Most deaths, attacks and kidnappings against humanitarian workers in 2014 have occurred in Afghanistan while other countries experiencing high insecurity include Sudan and South Sudan, Pakistan, Yemen, and Syria.

Security Unit Programme and Activities

In recognising global trends the focus of the security unit in recent years has been to develop a security culture within the IFRC where security becomes an integral part of the operational planning and deployed personnel have greater security awareness. Included in this has been the development of various trainings and security manuals under the “Stay safe” approach. In 2014 work began on three new language versions of the “Stay safe-Volunteer security e-learning” which is a 2.5 – 3 hour interactive security course currently available in English. By March 2015, the Volunteer Security course will be available on the IFRC Learning Platform in English, French, Spanish and Arabic language versions. The previous two security e-learning courses, “Stay safe-Personal security” and “Stay safe-security management” remain available on-line in three language versions (not Arabic). In 2014 the Security Unit also developed a USB stick which has all the trainings and all the manuals available on it. Over 1000 of these were sent out to IFRC and National Societies in 2014.

The Unit conducted security trainings for 578 RC/RC personnel through 24 courses ranging from personal security, ERU/FACT security to security management and critical incident management. In support of IFRC and National Society operations 13 Field Security Assessments were conducted by security unit and IFRC field delegates, over 80 security plans were reviewed and the security unit responded to over 900 support and advisory requests.

Security Incidents

The Security unit received in total 150 security incident reports including those from Partner National Societies and National Societies. Of this number 79 of those incidents fall within the IFRC security incident definition or staff under the IFRC security management. This is 24 fewer than 2013 or a decrease of 23 per cent. The ratio of incidents to personnel averages at one

Contact the Security unit

Email: security.unit@ifrc.org

Telephone:

Lars Tangen +41 79 217 3371

John Dyer +41 79 251 8015

Karl Julisson +41 79 308 9842

Hot spots

**Weekly security newsletter from
Security unit Global and Red Cross Red
Crescent security news and updates**

[Subscribe for free](#)

security incident per 44 RC/RC personnel under the IFRC security management responsibility. As in previous 3 years the vast majority of incidents originate from Africa, Asia/Pacific and Haiti.

In comparing the number of reported security incidents in the previous 5 years, the number of incidents have been decreasing steadily although there are typically increase spikes when large operations occur due to increased numbers of personnel and assets being deployed often into new or at times more insecure environments.

Common crimes (theft, burglary, robbery) account for over 50 per cent of all incidents followed by vehicle accidents, 20 per cent. From our analysis of the incident reports we believe that over 40 per cent of all security incidents, and around 80 per cent of all thefts could have been prevented by following security procedures and through enhanced security awareness.

While no RC/RC personnel under IFRC security management responsibility died while on duty in 2014, 17 Red Cross Red Crescent National Society staff or volunteer were reported to us as being killed in the line of duty with 15 of those killed as a result of conflict related incidents. Since 1994 it is estimated that nearly 400 RC/RC National Society staff or volunteers have died in the line of duty while providing humanitarian relief to victims of natural disasters and/or conflict.

Security Incident Analysis

Gender. When analysing the gender of those affected (victims) there were no surprising patterns detected. A female staff member was no more likely to be the victim of a specific security incident than her male counterpart. The only exception to this pattern involves certain types of harassment incidents such as female staff being harassed while in hotel/guesthouses and some common crime incidents such as bag snatching in certain SE Asian countries. Such incidents usually involve perpetrators on a motorcycle snatching a handbag or cutting the strap while the victim is walking in public. Some incidents were reported of sexual harassment in public with victim being a female staff member.

Targeting of IFRC. Globally, the Red Cross Red Crescent movement is assessed as having a high degree of acceptance above most all other humanitarian organisations. However, there is concern regarding the increased targeting of Red Cross Red Crescent personnel, especially in certain conflict contexts involving sectarian violence. Red Cross Red Crescent staff and volunteers have been killed or injured in 2014 through violence in Syria, Libya, Yemen, Israel, Palestine, Sudan, CAR, Ukraine South Sudan, Mali and Afghanistan.

This trend appears to have been increasing in the past 3 years. The targeting of humanitarian health facilities and infrastructure demonstrated a lack of respect of IHL and of the protective emblem of Red Cross Red Crescent. 2014 witnessed a number of serious attacks against Red Cross

Red Crescent movement health services such as shelling of health facilities, ambulances, threats against staff and the occupation of Red Cross and Red Crescent National Society buildings.

In 2014, the Red Cross Red Crescent movement responded to the Ebola crisis in Western Africa which has proven to be an especially challenging operation with regard to health and security of staff. The operating environment has at times been characterised by lack of acceptance of any health workers, including Red Cross Red Crescent and a number of staff and assets have been attacked by local population and beneficiaries.

Closing of Operations/Staff Relations. A number of security incidents have involved local communities protesting employment practices and program implementation by IFRC resulting in threats against staff, theft and vandalism. Downscaling and some program closures within the Haiti earthquake operations has been challenging, resulting in a number of reported security incidents against IFRC/NS staff.

National staff versus delegates. In 2014 around 30 per cent of all reported security incidents involved IFRC national staff. Considering that national staff account for nearly 70 per cent of total IFRC staff, the number of reported incidents involving national staff is low. The question that needs to be asked is why are incidents involving national staff is low relative to the number of staff. There are a number of factors that might influence this including:

- National staff perception of what constitutes a security incident is often different from that of an international delegate. An international staff member is more likely to report instances such as perceived violence/intimidation when interacting with beneficiaries such as during relief distributions or instances involving various forms of harassment as security incidents.
- Delegates have generally received more training on security (IMPACT course), exposure to various IFRC procedures and processes (Code of Conduct, ant-harassment, Safe call), and briefings on security plans.
- National Staff are only under IFRC Security Management during working hours and a number of incidents occurred to National Staff outside working hours and in their own residences.

Risk Mitigation

The point highlighted under preventing theft of following security regulations and guidance and maintaining awareness is applicable in mitigating all security incidents. In addition personnel and managers need to ensure they fully consider cultural sensitivities in their security planning and are active in communicating with personnel and beneficiary communities. These areas are covered on security management workshops; additionally guidance can be found in the Stay Safe Manuals or by contacting the security unit.

SECTION I

GLOBAL STATISTICS – HUMANITARIAN SECURITY

- Since 1997 various organisations or entities have collected data on major attacks against humanitarian workers globally, including those seriously wounded, kidnapped and killed. These statistics are mostly collected from open sources while a few humanitarian organisations also provide data on voluntary basis. This data provides an indication of broad patterns with regard to how violence against humanitarian workers has evolved globally in recent years.
- It is important to note that although the data indicates that most humanitarian deaths are the result of violence, incidents of violence are more likely to be captured by open sources than those involving death of staff from vehicle accidents or when responding to natural disasters.
- According to most analysts, there appears to have been a substantial increase in attacks since the year 2,000 resulting in around 1,100 humanitarian personnel killed until last published statistics at beginning of 2015.
- Most deaths, attacks and kidnappings against humanitarian workers in 2014 have occurred in Afghanistan while other countries experiencing high insecurity include Sudan and South Sudan, Pakistan, Yemen, and Syria. It must also be kept in mind that during that time period the number of humanitarian aid workers has increased as well as the number of humanitarian aid organisations.
- Although the number of humanitarian workers has increased in recent years, the number of international staff has decreased in many conflict related environments such as Somalia, Libya, Syria, Iraq and to some extent, Pakistan and Afghanistan.
- As in previous years, the top five counties experiencing the highest number of attacks account for over 70 per cent of all recorded incident of serious attacks. The highest increase with regard to incident categories involves kidnapping of humanitarian workers which quadrupled in the past few years. According to the “Aid worker security report 2013” published by Humanitarian Outcomes, since 2009, more aid workers have been victims of kidnapping than of any other form of attack.

Major attacks against humanitarian workers

	2004	2005	2006	2007	2008	2009	2010	2011	2012	2013	2014
Number of incidents	63	75	107	123	165	155	129	152	169	171	144
Total aid worker victims	125	173	240	220	278	296	245	309	276	335	284
Total killed	56	54	87	88	127	108	72	87	69	120	104
Total injured	46	96	87	87	91	95	86	127	115	102	72
Total kidnapped*	23	23	66	45	60	93	87	95	92	113	103
International victims	24	15	26	34	51	75	37	29	49	60	27
National victims	101	158	214	186	227	221	208	280	227	275	284
UN staff	11	28	61	39	65	102	44	91	59	55	59
International NGO staff	69	112	110	132	157	129	139	140	87	87	101
LNGO and RCS staff	43	28	55	35	46	55	47	77	105	161	93
ICRC staff	1	3	10	4	5	9	10	5	3	14	16

* "The Aid Worker Security Database" (AWSD)

The figures in the graph are based on information from *The Aid Worker Security Database* (AWSD) but the exact figures for 2014 have yet to be confirmed.

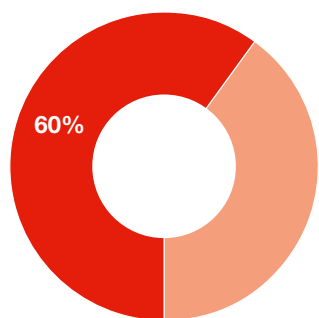
As indicated in the AWSD, there seems to have been a slight decrease in 2014 compared to 2013 regarding the number of captured incidents, staff killed and the number of staff kidnapped. The sharpest decrease is in the number of international victims while the number of national staff being victims has increased slightly. This is not surprising when comparing the operational reality on the ground in a number of countries experiencing extreme conflict related risks. In Syria, the number of international humanitarian workers is small compared to the magnitude of the crisis and international staff presence is almost exclusively limited to government held areas. Similar operational context exists in Libya and many international organizations have limited the number of international staff in countries such as Pakistan, Afghanistan, Iraq, Yemen and Somalia.

At the same time as the numbers of international staff are reduced in the most extreme conflict environments, the humanitarian need is still present and therefore much of the program or relief implementation is conducted by national staff thereby increasing their exposure and risks.

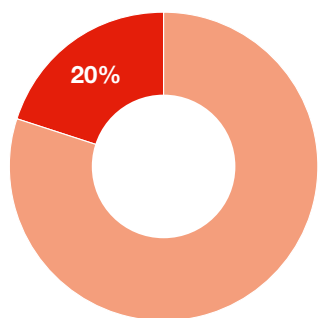
Kidnapping of humanitarian workers has increased significantly during last few years and in 2014 approximately 93 national staff and 10 international staff were reported kidnapped according to AWSD data. However it is generally agreed that kidnappings are underreported for many reasons, particularly those involving local staff.

RC/RC staff and volunteers killed 1994-2012

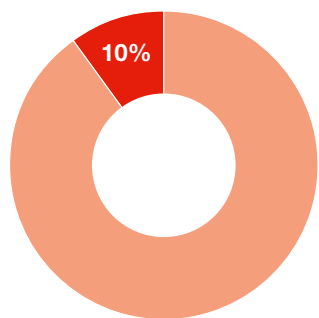
Over 350 Red Cross Red Crescent staff and volunteers killed



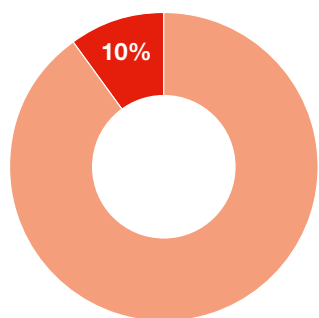
responding to a national disaster



conflict-related



crime



vehicle accidents

Red Cross Red Crescent global statistics

How do the global humanitarian security incident statistics compare to those of the Red Cross Red Crescent movement? Before comparing the two it must keep in mind that a number of variables can and do affect how reliable such comparisons are. They include:

- Number of staff in the field, reporting procedures among the various humanitarian organisations and the fact that incidents involving international staff are more likely to be reported and therefore captured from open sources than those of national staff.
- Although databases, such as those compiled by the project Humanitarian Outcomes which publishes data from the Aid Workers Security Database (AWSD) do include incidents involving those of ICRC personnel, they do not separate statistics from the 189 Red Cross Red Crescent national societies and Local Non-Governmental Organisations (LNGO's).

It is important to bear in mind that incidents involving death through violence are generally more likely to be reported than those involving staff and volunteers killed in vehicle accidents or during emergency response operations. In addition, during certain periods, single events can distort the numbers such as in times of major natural disasters or violent and prolonged conflicts as has been the case last 3 years in Syria. As mentioned above, very few international humanitarian workers operate in Syria while the Syrian Red Crescent (SARC) is by far the largest humanitarian organisation delivering aid across lines of control.

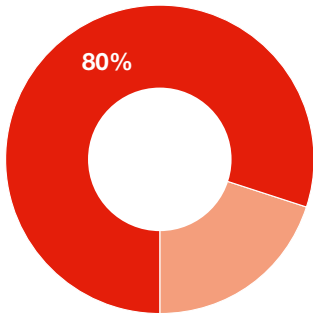
The Red Cross Red Crescent movement is the world's largest humanitarian network with around 17 million volunteers and 300.000 paid staff globally. The National Societies are the first responders to any emergency and as members of the local communities are exposed to the most extreme risks when a disaster or conflict strikes.

Although not always reported in the main stream media, a number of Red Cross Red Crescent volunteers and national society staff are killed in line of duty each year. According to IFRC data, it is estimated that almost 400 Red Cross Red Crescent national staff and volunteers have died in the line of duty since 1994 while providing humanitarian relief to victims of natural disasters and/or conflict. The majority of those have died while responding to humanitarian crises and providing assistance to victims of natural disasters. In addition a number of staff have been killed as a result of violence in context of internal strife and conflict, crime, (especially in urban areas) and vehicle accidents. These numbers are arrived at through incident reports from national societies, internal IFRC reports and open sources.

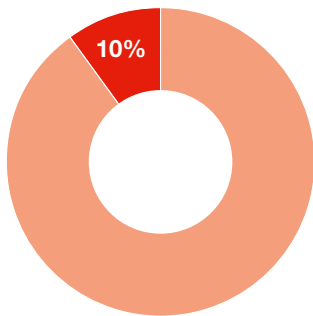
During 2014 a number of Red Cross Red Crescent National Society staff and volunteers were kidnapped and most have been released later unharmed. According to our statistics, Over 50 National Society staff and volunteers were seriously injured in the line of duty during 2014.

RC/RC staff and volunteers killed 2013-2014

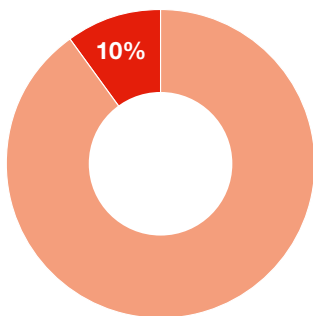
43 Red Cross Red Crescent volunteers killed



violence



natural disasters



vehicle accidents

The total number of Red Cross Red Crescent staff and volunteers that died in 2014 in course of their duties is 17 according to IFRC data. Most of those (15) were killed in the line of duty through violence. In addition a number of staff sustained serious injuries. Of those killed by violence the vast majority were killed in conflict situations through shelling, small arms fire, landmines. The majority of all staff killed or injured are national Society staff and volunteers.

The country with the highest number of deaths from violence is Syria while Red Cross Red Crescent staff and volunteers have also been killed, seriously injured or kidnapped through violence in a number of other countries including Afghanistan, Pakistan, CAR, Yemen, Israel/Palestine, Sudan, South Sudan, Ukraine and Guinea.

Vast majority of Red Cross Red Crescent National Society staff and volunteers killed since 2012 have been killed as a result of violence, most of those deaths have occurred in Syria and the Syrian Arab Red Crescent (SARC). SARC has incurred more deaths of staff and volunteers than any other national society in the previous 20 years. When comparing circumstances of death among Red Cross Red Crescent staff and volunteers over the period 1994-2012 it is estimated that majority have died while on duty responding to natural disasters, however, it is clear that increasingly the Red Cross Red Crescent movement is being specifically targeted through means of violence in certain contexts. As evident in the chart depicting number of staff/volunteers killed since 2012, it is clear that in today's operating environments most Red Cross Red Crescent personnel are killed in conflict related situations. Those contexts directly relate to what can best be described as conflict or internal strife situations involving religious or sectarian violence. Apart from those isolated contexts, the Red Cross Red Crescent movement generally enjoys a high degree of acceptance and respect and targeted attacks against any of the movement components are extremely rare.

Current/future global challenges

Analysts have estimated that by 2030 5 billion or 2/3 of the world population will be concentrated in urban areas with the largest cities emerging in Africa and Asia. We assess that this mass urbanization is likely to result in increased levels of violence and crime in densely populated slums and shantytowns. In many countries this emerging form of violence is considered one of the greatest threats to national security. Indeed, urban violence can be as deadly and devastating as traditional armed conflicts.

The IFRC in recent years has increasingly deployed personnel into operational contexts that can best be described as conflict affected. The line between combatants and civilians has been blurred in recent years and as a result beneficiaries and local population have been used as instruments and targets in conflict. Conflicts are no longer mainly international in nature but rather intra-state where humanitarian workers have become targets thereby impacting adversely upon staff security while shrinking the humanitarian space in which we operate.



Increasingly, the RC/RC Movement is being approached by the international donor community requesting National Societies or the IFRC to become implementing partners for programs that often no other humanitarian organisation are in a position to implement due to the highly insecure operational context. The RC/RC Movement is viewed as the sole organisation with access to all areas and hence the perfect vehicle to deliver aid or implement programs where other organisations would struggle to manage the high security risks associated inherent in the operational environment. Operational decisions are in danger of becoming donor driven while security is not adequately integrated into operational planning thereby eroding staff safety and the organisational “Duty of Care” towards all staff.



SECTION II COMPLIANCE WITH SECRETARY GENERAL DIRECTIVES

The focus of the security unit in recent years has been to develop and promote a security culture within the IFRC using the “Stay safe” concept encompassing the “Stay safe” security tools. A positive security culture involves security becoming an integral part of operational planning and deployed personnel have greater security awareness. Security is hence not viewed as an “add-on” but an enabler, allowing the organisation to implement programs in a safe and effective manner. Part of instilling a culture of security within IFRC involved two Secretary General (SG) Directives adopted in 2008 and 2009, a) Minimum Security Requirements (MSR) for all field delegations in 2008 and b) the requirement of all staff to complete security e-learning in 2009. This section of the report examines the degree of compliance within IFRC in relation to adhering to these directives. The degree of adherence provides a snapshot of where the organisation stands on the road to developing a culture of security.

Minimum security requirement (MSR) compliance

The MSR were established for three reasons:

- There had been no clear policy or set of standards on which to base security in IFRC operations
- The IFRC has a moral and ethical responsibility to ensure that it take steps to provide as safe a working environment as possible
- Limiting the IFRC’s vulnerability to punitive damages claims from a failure to ensure adequate security measures.

MSR compliance methods

- In order to assess status of security within the IFRC and the compliance with the SG directive, the Security Unit developed a self-assessment questionnaire. The questionnaire enables field managers to review their operations and to measure their MSR compliance.
- The Security Unit conducts annually a number of field assessment missions
- The IFRC Risk/Audit unit includes reviews of MSR compliance during their annual assessment missions

MSR Compliance Review 2014 Process

The Security Unit initiated the 2014 self-assessment review on 17 March 2014 with a request that completed questionnaires be submitted by 26 April 2014; this was later extended to 28 May 2014. As at 28 May 2014, 95 per cent of IFRC operations had completed the questionnaires. Those countries that failed to return questionnaires were automatically considered to be non-compliant and are reflected as such in the attached tables.

A summary table of the overall 2014 status of MSR compliance within IFRC operations

Zone	Countries	Assessments Received	Countries Compliant	Overall % Compliant 2014	Compliant but with priority issues	Overall % Compliant 2013 ¹
Geneva ²	4	3	3	75%		100%
Africa	21	18	14	67%	10	95%
Asia Pacific	18	18	14	78%	5	100%
America's	13	13	7	54%	5	83%
Europe	11	11	11	100%	3	100%
MENA	7	7	7	100%	3	100%
Total	74	70	56	76%	26	95%

1. In 2013 the initial compliance rate was 50%, a second assessment was conducted after a directive from the SG to the SMT to ensure areas for non-compliance were corrected, these figures are after this directive as at 31 August 2013.

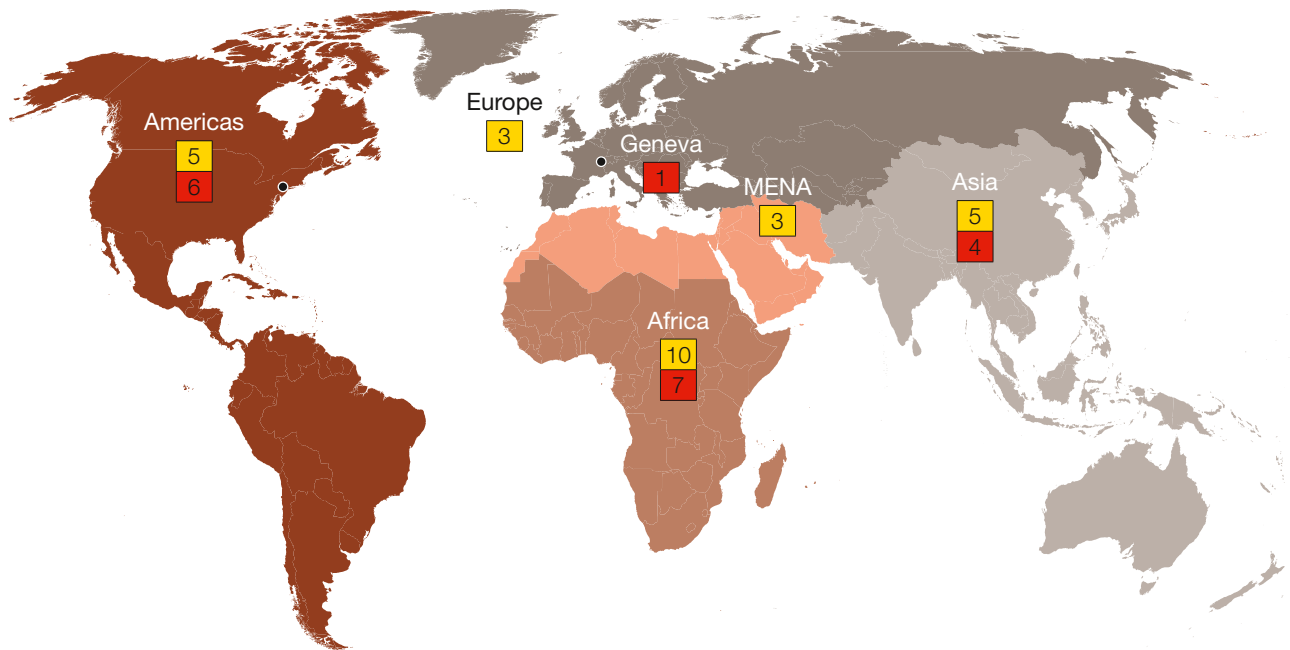
2. Includes Geneva, New York UN Delegation, Brussels EU Office, Dubai Fleet Base

The compliance average across all IFRC operations/representations is 76 per cent which is a drop of 19 per cent over the final result for 2013.



MSR compliance across zones

December 2014

**Follow up as part of routine management**

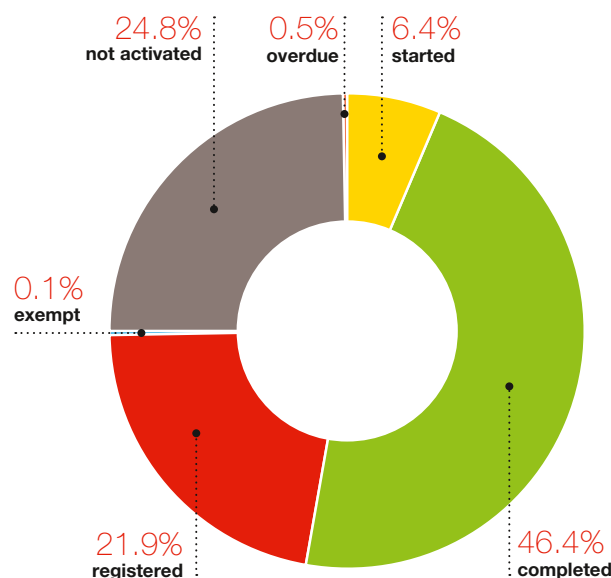
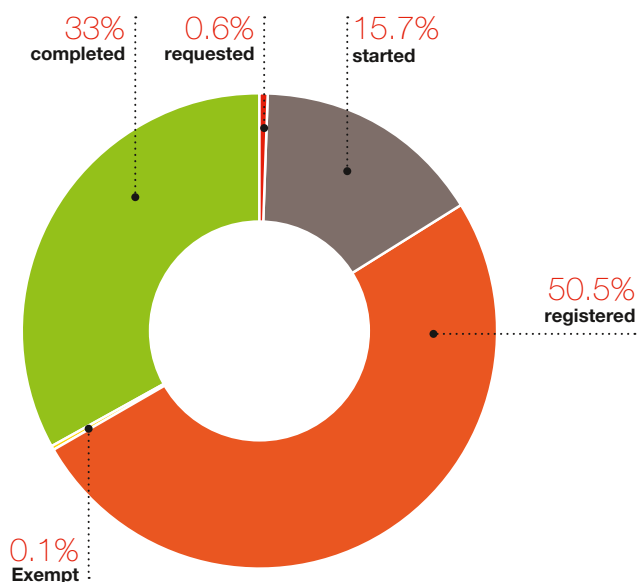
- Priority – follow up required as issue a matter of importance
- Critical – MSR compliance issue/operation not compliant until resolved

IFRC's Secretary General decided as per his message to Federation staff on December 18, 2009, that all IFRC staff (including secretariat and field staff and others on IFRC contracts), are required to successfully complete the Stay Safe security e-learning course by June 30, 2010.

In addition to the "Stay safe-Personal security" course, all managers are required to complete the "Stay safe-security management" course by June 30, 2010. When viewing the compliance rate across the organisation it is clear that adherence to this directive is severely lacking.

Security e-learning compliance

IFRC staff compliance on “Stay safe” 2014



Security management – IFRC globally

Only 33 per cent of IFRC managers have completed the training. This is a nine (9) per cent decrease from previous year. This lack of compliance by managers, many of whom are responsible for security management in field operations, is of great concern

Personal security – IFRC globally

In 2014, only 46 per cent of staff completed the required training. This is a 24 per cent decrease from previous year. The fact that less than half of all staff have followed the IFRC compliance requirement is a concern.

Analysis by zone

“Stay safe” Security management		“Stay safe” Personal security	
Geneva	59% completed	Geneva	74% completed
Europe	41% completed	Europe	67% completed
MENA	40% completed	Asia Pacific	42% completed
Africa	31% completed	Africa	41% completed
Asia Pacific	31% completed	MENA	36% completed
Americas	30% completed	Americas	29% completed

Comments: The poor compliance rate on the Minimum Security Requirements (MSR) anywhere from 30 per cent and upwards within the zones is of great concern and must be addressed by the zone directors as a priority. Similarly, the compliance rate on the “Stay safe” e-learning courses is severely lacking and the challenge for the security unit will be to assist in ensuring a greater compliance in 2015 onwards.

SECTION III IFRC SECURITY SUPPORT TOOLS

Security training

50,000 users from over 150 countries have either completed or registered for all three “Stay safe” courses since 2009. The “Stay safe” courses are the number one completed and registered courses out of over 100 courses available on the IFRC Learning Platform. “USE AWARD”

NEW: In 2014 work began on 3 new language versions of the “Stay safe-Volunteer security e-learning” which is a 2.5 – 3 hour interactive security course currently available in English. By March 2015, the Volunteer Security course will be available on the IFRC Learning Platform in English, French, Spanish and Arabic language versions.

The previous 2 security e-learning courses, “Stay safe-Personal security” and “Stay safe-security management” are available on-line in three language versions (not Arabic). All courses are hosted on the Learning Management System (LMS) IFRC training platform which can be accessed through our public website at <http://www.ifrc.org> or from FedNet: <https://fednet.ifrc.org>.

NEW: In 2014 the Security Unit in collaboration with the Danish Red Cross has developed a 3.5 day High Insecurity Training (HIT) aimed at Red Cross personnel deploying to field missions characterised by high insecurity such as conflict or crime. The first training will take place in April 2015 and the training is open to National Societies on cost recovery basis.

In addition to the e-learning courses the IFRC security unit conducts annually a number of specialised security trainings including:

- Field Assessment Coordination Team (FACT) induction training
- Emergency Response Unit (ERU) security trainings
- Security Management training (2 day course for security managers). This is a new version that builds upon the 2 mandatory our e-learning courses
- International Mobilization and Preparation for ACTION (IMPACT) security trainings for new delegates
- Security field simulation trainings in cooperation with various National Societies
- Travel security training for headquarters staff
- Critical Incident Management training, including hostage incidents

2014 OVERVIEW OF ACTIVITIES

Security manuals and USB sticks

The Security Unit's two security manuals aimed at Red Cross and Red Crescent personnel, "Stay safe": The International Federation's guide to a safer mission, together with the accompanying publication, "Stay safe": The International Federation's guide for security managers are available in English, French and Spanish language versions. To date almost 12,000 copies have been printed and distributed to various Red Cross Red Crescent partners in addition to a number of other humanitarian organizations.

In 2014, 1,000 USB memory sticks were distributed to National Societies containing all security manuals and e-learning currently available from the Security Unit

The volunteer department with support from the security unit has also published "Stay safe-volunteer security" of which 9,500 have distributed in 7 language versions.

In total, around 22,500 copies of various security support tools such as the "Stay safe" manuals and USB sticks have thereby been distributed as of end of 2014.

Security incident database

An electronic security incident database has been developed and is available online for all National Societies to record their own security incidents. The database allows for enhanced real time monitoring of incidents as well as enhanced follow up on actions taken or needed.

IFRC security staff in the field

During 2014, the IFRC employed 4 security coordinator and delegates. In addition a number of short term deployments occurred involving security advisors on short terms contracts. The IFRC has a number of local security officers in various locations as well as security focal points within many delegations. During 2014 no security coordinator positions existed in the zones.

Minimum Security requirement (MSR)

The IFRC's Minimum Security Requirements (MSR), are mandatory for all IFRC operations and available in all the four official IFRC languages. All field delegations are required to ensure their respective delegation meets the standard criteria as set forth in the MSR.

Security FedNet site

The security unit has a web page on the IFRC extranet on which various security related documents and information is hosted. The site can be accessed by all IFRC and National Society staff on the FedNet or directly at: <https://fednet.ifrc.org/en/resources/support/security/>. Since 2007, there have been 10,000 visits to the security units site.

Security documents and procedures

The security unit has produced a number of documents and support material aimed at field staff and National Societies including: security regulations, relocation templates and Critical Management Incidents procedures.

- **150 security incidents** reports received from IFRC staff, Partner National Societies (PNS) and National Societies (NS) were responded to.
- **52 Security warnings/alerts** issued to IFRC and National Society staff
- **900 requests for security advice** and support from the secretariat and National Societies
- **20 relocations or hibernations** due to high insecurity were conducted during the year.
- Over 80 security plans and frameworks have been revised
- Produced 8 security plans for FACT missions
- The "**HotSpots**" security report reached over **1,900 people** within the Red Cross Red Crescent movement every week.
- Provided **21** airline safety assessment for IFRC delegations and national societies.

- **24 trainings conducted** with **578 RC/RC personnel** received face to face security training
- The French, Spanish and Arabic versions of the Volunteer Security e-learning were finalized in December 2014 and will be available by end of March 2015 on the IFRC Learning Platform.
- Continued dissemination of the IFRC security incident database to enable National Societies to record security incident occurrences.
- 13 Field Security Assessments by security unit and IFRC field delegates conducted in South Sudan, CAR, Niger, Jordan, Afghanistan, Myanmar, Nepal, Ethiopia, Guinea, Sierra Leone, Liberia and UAE. Recommendations and action points have been provided to country and zone managers.
- Initiated the 3rd global Minimum Security Requirements (MSR) assessment. A MSR compliance report with recommendations on how to improve was shared with the USG PSD, Secretary General, GVA SMT and the Directors on the Zone.
- The Critical Incident Management (CIM) Protocol and Hostage Incident Management protocol has been updated and disseminated to enable the Secretariat, IFRC and National Societies to correctly handle any critical Incident. We have initiated additional support to the IFRC and National Societies via training on CIM and Hostage Incident Management (HIM).
- Cross divisional work /support with DM, FACT/ ERU, HR, Administration, Legal, Logistics, Health, Wat/San, Knowledge Sharing/ OD department, the volunteer department and other departments was carried out.
- The Security Unit also provided continuous support and advice to the Administration departments on security measures to be included in the new IFRC building.
- Continued to act as the global focal point on civil and military (CivMil) relations. Providing advice to field managers in dealing with CivMil related issues. Liaised with UN OCHA and particularly with WFP in the Logistics Sub Working Group established by the Consultative Group on the use of civil defence and military assets.





THE FUNDAMENTAL PRINCIPLES OF THE INTERNATIONAL RED CROSS AND RED CRESCENT MOVEMENT

Humanity The International Red Cross and Red Crescent Movement, born of a desire to bring assistance without discrimination to the wounded on the battlefield, endeavours, in its international and national capacity, to prevent and alleviate human suffering wherever it may be found. Its purpose is to protect life and health and to ensure respect for the human being. It promotes mutual understanding, friendship, cooperation and lasting peace amongst all peoples.

Impartiality It makes no discrimination as to nationality, race, religious beliefs, class or political opinions. It endeavours to relieve the suffering of individuals, being guided solely by their needs, and to give priority to the most urgent cases of distress.

Neutrality In order to enjoy the confidence of all, the Movement may not take sides in hostilities or engage at any time in controversies of a political, racial, religious or ideological nature.

Independence The Movement is independent. The National Societies, while auxiliaries in the humanitarian services of their governments and subject to the laws of their respective countries, must always maintain their autonomy so that they may be able at all times to act in accordance with the principles of the Movement.

Voluntary service It is a voluntary relief movement not prompted in any manner by desire for gain.

Unity There can be only one Red Cross or Red Crescent Society in any one country. It must be open to all. It must carry on its humanitarian work throughout its territory.

Universality The International Red Cross and Red Crescent Movement, in which all societies have equal status and share equal responsibilities and duties in helping each other, is worldwide.

**International Federation
of Red Cross and Red Crescent Societies**

P.O. Box 303
CH-1211 Geneva 19
Switzerland
Telephone: +41 22 730 4222
Telefax: +41 22 733 0395
E-mail: secretariat@ifrc.org

www.ifrc.org
Saving lives, changing minds.

