



# SECURITY UNIT ANNUAL REPORT 2015



# WHO WE ARE

The International Federation of Red Cross and Red Crescent Societies (IFRC) is the world's largest volunteer-based humanitarian network, reaching 150 million people each year through our 190 member National Societies. Together, we act before, during and after disasters and health emergencies to meet the needs and improve the lives of vulnerable people. We do so with impartiality as to nationality, race, gender, religious beliefs, class and political opinions.

Guided by *Strategy 2020* – our collective plan of action to tackle the major humanitarian and development challenges of this decade – we are committed to 'saving lives and changing minds'.

Our strength lies in our volunteer network, our community-based expertise, and our independence and neutrality. We work to improve humanitarian standards, as partners in development and in response to disasters. We persuade decision makers to act at all times in the interests of vulnerable people. The result: we enable healthy and safe communities, reduce vulnerabilities, strengthen resilience, and foster a culture of peace around the world.

**©International Federation of Red Cross and Red Crescent Societies, Geneva, 2016**

*Any part of this annual report may be cited, copied, translated into other languages or adapted to meet local needs without prior permission from the International Federation of Red Cross and Red Crescent Societies, provided that the source is clearly stated. Requests for commercial reproduction should be directed to the IFRC at [secretariat@ifrc.org](mailto:secretariat@ifrc.org)*

*All photos used in this report are copyright of the IFRC unless otherwise indicated.*

*All cartoons by Pierre Wazem, 2007.*

# TABLE OF CONTENTS

Security by numbers	4
Executive summary	6
SECTION 1 Global statistics – humanitarian security	8
Major attacks against humanitarian workers	8
Red Cross and Red Crescent global statistics	9
SECTION 2 Compliance with Secretary General directives	11
Minimum security requirement (MSR) compliance	11
Security e-learning compliance	12
SECTION 3 IFRC Security support tools	14
Security training	14
Security FedNet site	14
Security documents and procedures	14
SECTION 4 Security statistics	17
Statistics at a glance	17
Security incidents analysis	18
Incident analysis by regions	18
Incident category analysis	19

# SECURITY BY NUMBERS

0	FATALITY OF IFRC STAFF	83	SECURITY ALERTS TO IFRC AND NATIONAL SOCIETY STAFF
3	FATAL TRAFFIC ACCIDENTS INVOLVING AN IFRC VEHICLE AND A THIRD PARTY	455	PERSONNEL TRAINED FACE-TO-FACE IN 2015
13	IFRC HIBERNATIONS/ RELOCATIONS AS A RESULT OF AN INSECURE ENVIRONMENT	755	FORMAL REQUESTS FOR SECURITY ADVICE
16	PER CENT INCREASE IN INCIDENTS FROM 2014	2,900	PERSONNEL RECEIVING OUR WEEKLY HOTSPOTS SECURITY NEWSLETTER
20	AIR SAFETY ASSESSMENTS	4,500	STAFF UNDER DIRECT IFRC SECURITY MANAGEMENT
24	RED CROSS AND RED CRESCENT VOLUNTEERS AND STAFF DIED IN LINE OF DUTY	16,000	VISITS TO THE SECURITY UNIT FEDNET PAGE SINCE PUBLISHED
37	COUNTRIES IN WHICH AN IFRC INCIDENT WAS REPORTED	30,000	COPIES OF ALL THREE "STAY SAFE" MANUALS DISTRIBUTED (INCLUDING USB)
40	PER CENT OF SECURITY INCIDENTS ARE PREVENTABLE	84,000	REGISTERED, COMPLETED OR IN PROCESS OF COMPLETING THE 3 E-LEARNING COURSES
78	PER CENT OF DELEGATIONS MSR COMPLIANCE		

## TOP NATIONAL SOCIETY COLLABORATIONS

### Top 6 donors

1. British Red Cross
2. Canadian Red Cross
3. Danish Red Cross
4. German Red Cross
5. Norwegian Red Cross
6. Swiss Red Cross

### Top 6 Request for security training

1. British Red Cross
2. Canadian Red Cross
3. Danish Red Cross
4. Finnish Red Cross
5. Norwegian Red Cross
6. Saudi Red Crescent Authority

### Top 6 Security unit interactions

1. American Red Cross
2. British Red Cross
3. Canadian Red Cross
4. Danish Red Cross
5. Norwegian Red Cross
6. Swedish Red Cross

### Top 6 e-learning National Societies

1. Mexico
2. Colombia
3. United Kingdom
4. Argentina
5. Philippines
6. France/Peru



During 2015 the Security Unit continued to focus on developing a security culture both within the IFRC secretariat and among member National Societies using the “Stay safe” concept encompassing the “Stay safe” security tools. A positive security culture involves security becoming an integral part of operational planning and deployed personnel have greater security awareness. Security is hence not viewed as an “add-on” but an enabler, allowing the organization to implement programmes in a safe and effective manner. This in turn enables more resilient operations that are better able to respond to those in need.

In recognizing global trends, the Security Unit is focused on strengthening our resilience by ensuring an improved security culture with increased security awareness and more robust professional security management underpinned by personal and organizational accountability.

We would like to thank our IFRC security colleagues in the numerous field locations including the Africa regional security coordinator, the West Africa Ebola virus disease security coordinator, South Asia security coordinator, MENA security and protocol advisor and the numerous IFRC national staff security focal points for the support throughout the year.



### Contact the Security Unit

Email: [security.unit@ifrc.org](mailto:security.unit@ifrc.org)

Telephone:

Lars Tangen +41 79 217 3371

John Dyer +41 79 251 8015

Karl Julisson +41 79 308 9842

### Hot spots

**Weekly security newsletter from Security Unit: global and Red Cross and Red Crescent security news and updates** > [Subscribe for free](#)



## Organizational risk and liability

A case with potential far-reaching implications for security in the humanitarian aid industry was concluded in 2015 when a court in Oslo found the Norwegian Refugee Council guilty of gross negligence in its handling of the kidnapping of four staff members in Dadaab, Kenya in 2012.

The case was brought by an expatriate staff member who was kidnapped along with three others (part of a vehicle convoy visiting the refugee camp which included the secretary general of the Norwegian Refugee Council and other senior staff) as they drove in a convoy through Dadaab camp in June 2012. A further staff member was killed in the attack. After four days of being marched towards the Somali border, they were freed by an armed intervention.

The staff member sought damages from the Norwegian Refugee Council on the basis that the kidnapping and subsequent loss of work ability was directly caused by negligence and gross negligence.

The court found that the incident could have been avoided through practical, manageable, effective and affordable measures.

### Key findings of the court:

- There is no basis for applying a more lenient standard of due care for employers within the aid sector than that for other employers.
- The organization did not clearly inform staff about operational risk and the mitigating measures employed.
- There was a lack of accountability and inadequate training in management positions.
- The safety procedures followed on the visit were in violation of the guidelines and advice from safety competent persons.
- Changes were made to the established Norwegian Refugee Council security plan for Dadaab to accommodate the high-level visit, which increased security risks.

- Staff were not informed in advance of changes to the security plan and as a result they were exposed to increased risk.
- The Norwegian Refugee Council was not negligent in working in such a high-risk environment, but found to be grossly negligent for failing to follow its own policies, procedures and accepted best practice for the context.

### Potential implications for IFRC

Although under Norwegian law there can only be organizational liability, in many other countries personal liability of senior management and/or other staff can apply.

As stated in this annual report, the compliance rate for the IFRC Minimum Security Requirements (MSR), which all field delegations must comply with in accordance with a Secretary General directive, is unacceptably low. In some regions the compliance rate is only 50 per cent.

The compliance rate to complete the required “Stay safe” course, including “Stay safe – security management” for managers, is in some regions below 50 per cent.

Security in IFRC is often viewed as an “add-on” rather than integral part of operational planning and as an enabler to gain safer access and conduct operations in a more secure manner.

Lack of accountability by managers and staff in complying with IFRC directives and adhering to established security plans exposes the organization and individual staff to increased risks and liability.



# SECTION 1

## GLOBAL STATISTICS – HUMANITARIAN SECURITY

- Since 1997, various organizations or entities have collected data on major attacks against humanitarian workers globally, including those seriously wounded, kidnapped and killed. These statistics are mainly collected from open sources while a few humanitarian organizations also provide data on voluntary basis. This data provides an indication of broad patterns with regard to violence against humanitarian workers.
- It is important to note that although the data indicates that most humanitarian workers are killed annually as result of violence, those incidents involving violent attacks are more likely to be captured by open sources than those involving death of staff from vehicle accidents or when responding to natural disasters.
- According to most analysts, there appears to have been a substantial increase in attacks since the year 2000, resulting in around 1,300 humanitarian personnel killed through violence until the end of 2015. It must also be kept in mind that during that time period the number of humanitarian aid workers also increased, as did the number of humanitarian aid organizations.
- 2013 had the highest number of attacks and casualties against humanitarian aid workers and recorded the highest number of kidnappings. Since 2013 there has been a decrease of reported/recorded attacks, with less than half the number of kidnappings in 2015 compared to 2013.
- Although the number of humanitarian workers has increased in recent years globally, the number of international staff has decreased in many high-risk conflict-related environments such as Somalia, Libya, Syria, Iraq and to some extent Pakistan and Afghanistan.
- As in previous years, the top five or six countries experiencing the highest number of attacks account for more than 70 per cent of all recorded incidents of serious attacks. Afghanistan has by far the highest number of reported incidents of serious assaults. Other countries include Somalia, South Sudan, Syria, Yemen, CAR, Mali and Pakistan.

### Major attacks against humanitarian workers

	2005	2006	2007	2008	2009	2010	2011	2012	2013	2014	2015
Number of incidents	75	107	123	165	155	129	152	169	264	190	148
Total aid worker victims	173	240	220	278	296	245	309	276	474	329	235
Total killed	54	87	88	127	108	72	87	69	155	121	95
Total injured	96	87	87	91	95	86	127	115	178	88	84
Total kidnapped*	23	66	45	60	93	87	95	92	141	120	56
International victims	15	26	34	51	75	37	29	49	57	32	28
National victims	158	214	186	227	221	208	280	227	417	297	207
UN staff	28	61	39	65	102	44	91	59	110	67	43
International NGO staff	112	110	132	157	129	139	140	87	136	136	131
Local NGO and RCS staff	28	55	35	46	55	47	77	105	206	206	55
ICRC staff	3	10	4	5	9	10	5	3	14	16	5

\* "The Aid Worker Security Database" (AWSDB). Preliminary 2015 data only.

The Aid Worker Security Database (AWSDB) records major incidents of violence against aid workers. The AWSDB is a global compilation of reports on major security incidents involving deliberate acts of violence affecting aid workers.

"Major incidents" are defined as killings, kidnappings, and attacks that result in serious injury. AWSDB excludes less serious incidents (illegal detentions, muggings, threats, robberies, etc.). The AWSDB does not factor in the psychological consequences of these incidents.



## Red Cross and Red Crescent global statistics

How do the global humanitarian security incident statistics compare to those of the International Red Cross and Red Crescent Movement? Before comparing the two it must be kept in mind that a number of variables can and do affect how reliable such comparisons are. They include:

- Number of staff in the field, reporting procedures among the various humanitarian organizations and the fact that incidents involving international staff are more likely to be reported and therefore captured from open sources than those of national staff.
- Although databases, such as those compiled by the project Humanitarian Outcomes which publishes data from the Aid Workers Security Database (AWSDB) do include incidents involving those of ICRC personnel, they do not separate statistics from the 190 National Red Cross and Red Crescent Societies and International Non-Governmental Organizations (INGOs).

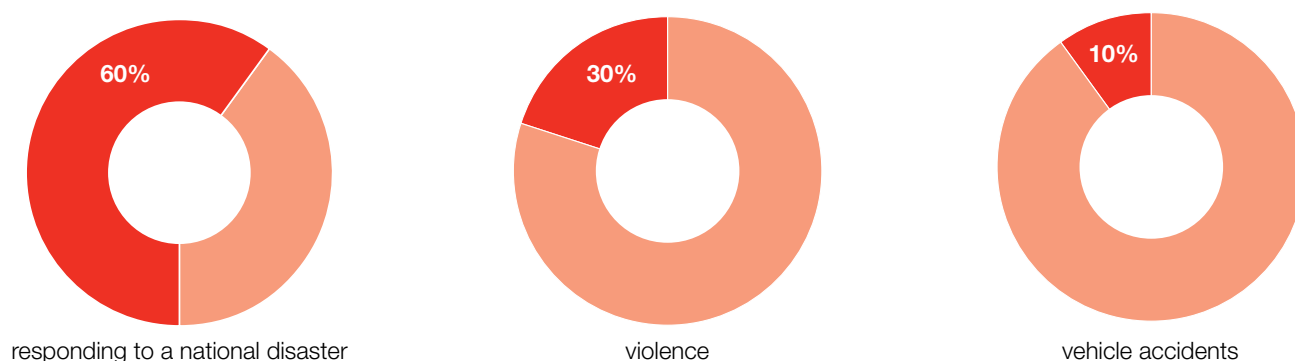
It is important to note that incidents involving death through violence are generally more likely to be reported than those involving staff and volunteers killed in vehicle accidents or during emergency response operations. In addition, during certain periods, single events

– such as in times of major natural disasters or violent and prolonged conflicts, as has been the case in the past five years in Syria and the escalation in conflict related attacks in Somalia and Yemen during 2015 – can distort the numbers. As mentioned above, very few international humanitarian workers operate in Syria while the Syrian Arab Red Crescent is by far the largest humanitarian organization delivering aid across lines of control.

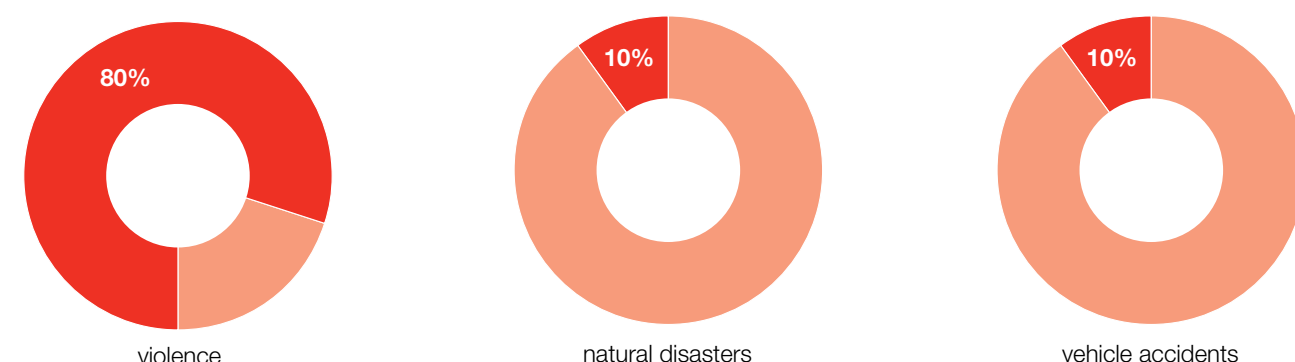
The Movement is the world's largest humanitarian network with around 17 million volunteers globally. The National Societies are the first responders to any emergency and as members of the local communities are exposed to the most extreme risks when a disaster or conflict strikes.

Although not always reported in the mainstream media, a number of National Red Cross and Red Crescent Society volunteers and staff are killed in line of duty each year. According to IFRC data, it is estimated that almost 450 Red Cross and Red Crescent national staff and volunteers have died in the line of duty during the past 20 years while providing humanitarian relief to people affected by natural disasters and/or conflict. The majority of those have died while responding to humanitarian crises and providing assistance to people affected by natural disasters. In addition a number of staff have been killed as a result of violence in context of internal strife and conflict, crime, (especially in urban areas) and

### Red Cross and Red Crescent staff and volunteers killed 1994-2012



### Red Cross and Red Crescent staff and volunteers killed 2013-2015



vehicle accidents. These numbers are arrived at through incident reports from National Societies, internal IFRC reports and open sources.

During 2015 a number of National Society staff and volunteers were kidnapped and most were released later unharmed. It is difficult to have an accurate overview of the extent of serious injuries sustained by Red Cross and Red Crescent staff and volunteers, however during the past few years there have been on average around 50 staff/volunteers being seriously injured, mostly in conflict-related situations and vehicle accidents.

The total number of Red Cross and Red Crescent personnel killed in Syria since the beginning of the conflict in 2011 as recorded by the Security Unit is 58 staff/volunteers. In total, 50 Syrian Arab Red Crescent staff/volunteers and 8 volunteers from the Palestinian Red Crescent Society have lost their lives since the beginning of the conflict in Syria, all of them killed while carrying out their humanitarian duties. Since the escalation of the conflict in Yemen March 2015, a total of seven Yemen Red Crescent Society staff/volunteers have been killed.

The country with the highest number of deaths from violence is Syria followed by Yemen, while Red Cross and Red Crescent staff and volunteers have also been killed, seriously injured or kidnapped through violence during 2015 in a number of other countries including Nepal, Myanmar, Afghanistan, Sudan, South Sudan, Guinea (Guinea Bissau volunteer), and Guatemala.

### Targeting of the Red Cross and Red Crescent

Vast majority of National Red Cross and Red Crescent Society staff and volunteers killed since 2012 have been killed as a result of violence. Most of those deaths have occurred in Syria and the Syrian Arab Red Crescent has incurred more deaths of staff and volunteers than any other National Society in the previous 20 years. An alarming trend is also being witnessed in relation to the escalating conflicts in Yemen and Libya. When comparing circumstances of death among Red Cross and Red Crescent staff and volunteers over the

period 1994-2012 it is estimated that the majority have died while on duty responding to natural disasters, however, on a number of occasions the Movement is being directly targeted through means of violence in certain contexts.

As evident in the chart depicting number of staff/volunteers killed since 2012, it is clear that in today's operating environments most Red Cross and Red Crescent personnel are killed in conflict-related situations. Those contexts directly relate to what can best be described as conflict or internal strife situations involving religious or sectarian violence. Apart from those isolated contexts, the Movement generally enjoys a high degree of acceptance and respect and targeted attacks against any of the Movement components are extremely rare.



The total number of Red Cross and Red Crescent staff and volunteers that died in 2015 in course of their duties is 24 according to IFRC data. Most of those (15) were killed as a result of violence. In addition a number of staff sustained serious injuries. Of those killed by violence, the vast majority were killed in conflict situations through shelling, small arms fire and landmines/UXO.

The remainder were victims of crime or died during natural disaster emergency operations and through vehicle accidents. All of those killed or injured were National Society staff and volunteers.

### Red Cross and Red Crescent staff and volunteers killed in past 5 years



In total 58 killed in Syria since beginning of conflict in 2011

### Red Cross and Red Crescent staff and volunteers killed through violence since 2012



## SECTION 2

# COMPLIANCE WITH SECRETARY GENERAL DIRECTIVES

Organizational commitment towards security can be measured through the presence and active promotion of security culture within that organization. As part of that process within IFRC, two Secretary General Directives were adopted in 2008 and 2009, a) Minimum Security Requirements (MSR) for all field delegations in 2008 and b) the requirement of all staff to complete security e-learning in 2009. This section of the report examines the degree of compliance within IFRC in relation to adhering to these directives. The degree of adherence provides a snapshot of where the organization stands on the road to developing a culture of security.

### Compliance rates from Secretary General/IFRC directives

MSR compliance: In the past four years, the compliance rate globally has been between 50-75%, which is worrying

# 50-75%

4 years

### Minimum security requirement (MSR) compliance

questionnaires were automatically considered to be non-compliant. The overall compliance rate across IFRC operations was 58 per cent

### MSR compliance review 2015 process

The Security Unit initiated the 2015 self-assessment review on 30 March 2015. Following a number of extensions to the submission time a report was completed with effect 8 June 2015. As at 8 June 2015, 78 per cent (58 of 74) of IFRC operations have completed the questionnaires. Those countries that failed to return

Following the submission of the report to the Secretary General, on 19 June 2015 the Secretary General wrote to all Directors of regions, Regional Managers and County Representatives highlighting that the compliance rate was seriously deficient and requesting concerned managers to action to address the deficiencies no later than 15 July 2015.

Region	Countries	Countries Compliant (8 Jun 2015)	Overall % Compliant (8 Jun 2014)	Countries Compliant (14 Aug 2015)	Overall % Compliant (14 Aug 2015)
Geneva <sup>1</sup>	4	4	100%	4	100%
Africa	20 <sup>2</sup>	4	18%	10	50%
Americas	12	7	58%	7	58%
Asia Pacific	18	14	78%	18	100%
Europe	11	10	91%	11	100%
MENA	7	4	58%	7	100%
<b>Total</b>	<b>73</b>	<b>43</b>	<b>58%</b>	<b>57</b>	<b>78%</b>

1. Includes Geneva, New York UN Delegation, Brussels EU Office, Dubai Fleet Base.

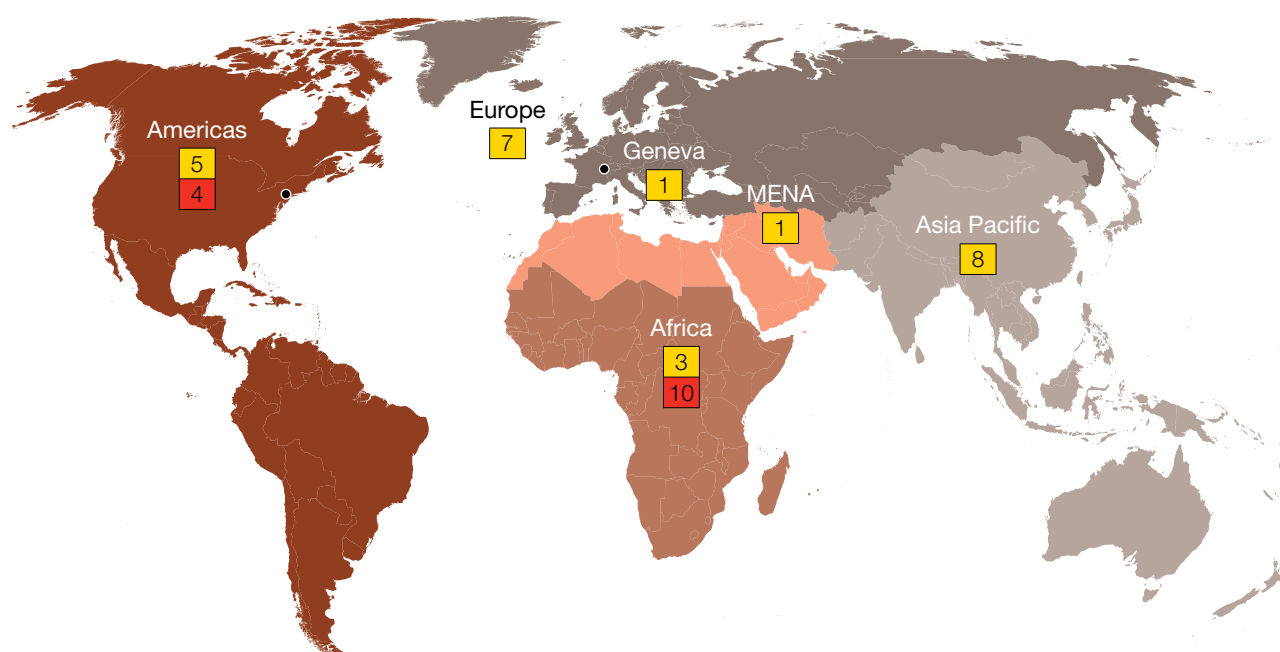
2. Number of countries reduced to 20 from 22 due to two offices no longer operational.

As at 14 August 2015, the compliance rate across IFRC operations had risen from 58 per cent to 78 per cent as highlighted in the table on page 11.

**The poor compliance rate on the Minimum Security Requirements (MSR) in some regional offices is as low as 50 per cent, and must be addressed by the regional directors as a priority.**

### MSR compliance across regions

December 2015



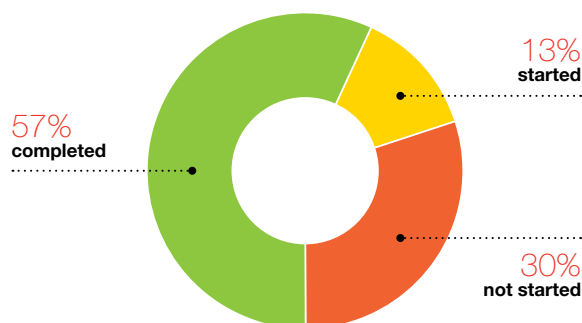
#### Follow up as part of routine management

- Priority – follow up required as issue a matter of importance
- Critical – MSR compliance issue/operation not compliant until resolved



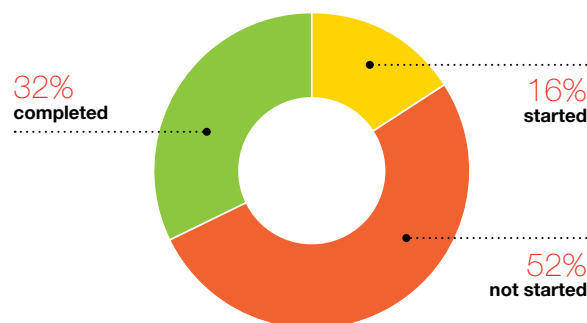
## Security e-learning compliance

### IFRC staff compliance on “Stay safe” courses – currently employed staff and new staff 2015



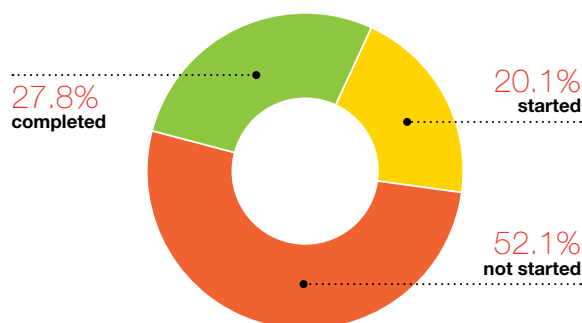
#### “Stay safe – Personal security”

The fact that just over 50 per cent of currently employed staff have completed the mandatory “Stay safe – personal security” is a concern and must be addressed by managers.



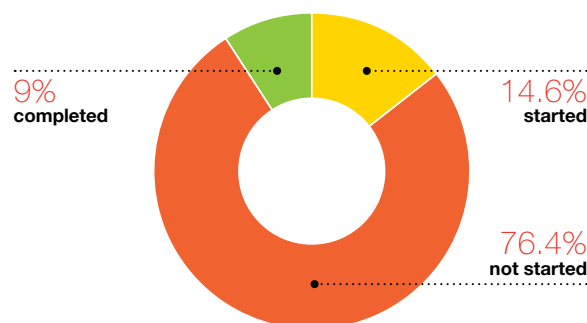
#### “Stay safe – security management”

Only 32 per cent of managers have adhered to the Secretary General directive which demonstrates an extremely low compliance rate.



#### Compliance in 2015 on “Stay safe – personal security”

The compliance rate for new staff in 2015 is merely half compared to all employed staff and demonstrates that the compliance rate is decreasing sharply.



#### Compliance in 2015 on “Stay safe – security management”

During 2015, only 9 per cent of all managers newly employed or appointed have completed the required “Stay safe – security management” course.

### Analysis by regions

2015

“Stay safe” Security management		“Stay safe” Personal security	
Geneva	0% completed	Geneva	33% completed
Europe	29% completed	Europe	5% completed
MENA	0% completed	Asia Pacific	42% completed
Africa	7% completed	Africa	19% completed
Asia Pacific	10% completed	MENA	8% completed
Americas	10% completed	Americas	27% completed
<b>Total</b>	<b>9%</b>	<b>Total</b>	<b>28%</b>
<b>Comments:</b> The compliance rate for newly employed/appointed managers during 2015 is merely 9 per cent with Geneva having 0 per cent compliance.		<b>Comments:</b> When reviewing the data from each region for newly employed staff during 2015, the compliance rate varies from merely 8 per cent in MENA to 42 per cent in Asia Pacific region.	

**General comments:** The poor compliance rate on the “Stay safe” e-learning courses is severely lacking across all regions. The above figures highlight that managers are not leading by example and are also not holding staff accountable for complying with a Secretary General Directive.

# SECTION 3

## IFRC SECURITY SUPPORT TOOLS

### Security training

**The “Stay safe” courses are the number one completed and registered courses out of more than 200 courses available on the IFRC Learning Platform.**

A number of external organizations, including humanitarian aid agencies and academic institutions, are using the “Stay safe” courses as part of their security training for staff or in their curriculum. The Learning Platform can be accessed through the IFRC web site homepage at [www.ifrc.org](http://www.ifrc.org).

### Security FedNet site

The Security Unit has a web page on the IFRC FedNet on which various security related documents and information is hosted. The site can be accessed by all IFRC and National Society staff on FedNet or directly at: <https://fednet.ifrc.org/en/resources/support/security/>. There were more than 3,000 visits to our FedNet site in 2015.



### Security documents and procedures

The Security Unit has produced a number of documents and support material aimed at field staff and National Societies including: Minimum Security Requirements (MSR), risk assessment tools, security phase procedures, site security, security guard management, security officer job descriptions, security regulations, security relocation templates and Critical Management Incidents (CIM) procedures among many others.

The Security Unit provides 24/7 support to IFRC managers and field operations. The following chart and information provides a snapshot of some of the support/activities provided to IFRC and National Society operations during 2015.

- **755 requests** on support from IFRC or National Society managers on various issues were responded to
- **160 security incidents** (managed or advice provided)
- **126 security plans** and frameworks have been revised
- **83 security alerts** were sent out to our stakeholders
- **33 appeals** revised and commented on from a security stand
- **20 air company safety assessments** were conducted
- **17 security training courses face-to-face**
- **12 travel restrictions** issued
- **11 field hibernation** due to security concerns
- **7 FACT/ERU Security Regulations and Country Security Information documents** developed
- **2 operational relocations** due to high risk situations

## OUR REACH

**over 83,000  
users**

registered and/or completed the “Stay safe” courses

**129 National  
Societies**

using “Stay safe” products

**Personal  
security**

“Stay safe” e-learning

**55,735** registrations/completions  
English, French, Spanish

**Security  
management**

“Stay safe” e-learning

**11,800** registrations/completions  
English, French, Spanish

**Volunteer  
security**

“Stay safe” e-learning

**15,646** registrations/completions  
Arabic, English, French, Spanish

**Support  
tools**

“Stay safe” e-learning

- “Stay safe” Personal security manual
- “Stay safe” Security management manual
- “Stay safe” Volunteer security manual (9 language versions)
- 2,990 IFRC and National Society staff subscribing to HotSpots newsletter
- 3,500 copies of “Stay safe” security manuals and USB sticks distributed to National Societies/IFRC in 2015
- Over 30,000 security manuals and USB sticks distributed since 2007
- 16,000 visits on Security Unit FedNet site since established

## FACE-TO-FACE TRAINING

**455**

IFRC and National Society staff/volunteers  
trained in 2015

**3,985**

IFRC and National Society staff/volunteers  
trained since 2006

## SECURITY UNIT STAFF



**1** manager  
**2** advisors

## BUDGET

**770,000 CHF**  
annually

## TRAINING MODULES

- **Field Assessment Coordination Team (FACT)** induction training
- **Emergency Response Unit (ERU)** security training
- **Security Management training** (2 day course for security managers). This is a new version that builds upon the two mandatory e-learning courses
- **International Mobilization and Preparation for ACTION (IMPACT)** security training for new delegates
- A 4-day **High Insecurity Training (HIT)** for staff deployed to highly insecure environments
- **Security field simulation training** in cooperation with various National Societies
- **Travel security training** for headquarters staff
- **Critical Incident Management training**, including hostage situations
- Various “Personal Security” courses
- Specialized courses for external partners



In addition to activities mentioned in the chart above, the Security Unit activities included:

- 29 Field Security Assessments by security unit and IFRC field delegates conducted in 14 countries
- Initiated the 4th global Minimum Security Requirements (MSR) assessment. A MSR compliance report with recommendations on deficiencies to be addressed was shared with the Secretary General, Geneva Senior Management Team (SMT) and the Directors of regions.
- The Critical Incident Management (CIM) protocol and Hostage Incident Management (HIM) protocol revised and disseminated enabling the secretariat, IFRC and National Societies to enhanced management of critical incidents. Initiated additional support to the IFRC and National Societies via training on CIM and HIM.
- Cross divisional work/support with DM, FACT/ERU, HR, Administration, Legal, Logistics, Health, Water and Sanitation, Knowledge Sharing/organizational development department, the volunteer department, Internal Audit and investigation department and other departments was carried out.
- Support on security management around the General Assembly/Council of Delegates/

International Conference in Geneva. Support 24/7 and liaison with relevant IFRC departments, local authorities and diplomatic police.



- Continued to act as the global focal point on civil and military (CivMil) relations. Providing advice to field managers in dealing with CivMil related issues. Liaised with UN OCHA and WFP in the Logistics Sub Working Group established by the Consultative Group on the use of civil and military assets. Participated in CivMil pre-meeting in Singapore. Various CivMil support/advice/training provided to field operations throughout 2015.





# SECTION 4

## SECURITY STATISTICS

### Statistics at a glance

#### IFRC security incidents trends

The number of reported incidents each year.

During the past five years there has been a steady decrease in total number of security incidents from:



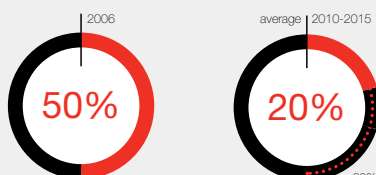
Whenever there are large scale operations such as the Tsunami in 2004, Pakistan earthquake in 2005, Haiti earthquake in 2010, there is a surge in reported incidents which is in relation to the higher number of staff deployed and "spikes" the global figures.

When factoring the spikes, the trend since 2010 is a lower number of reported incidents globally.

#### IFRC security incident categories trends 2006-2015

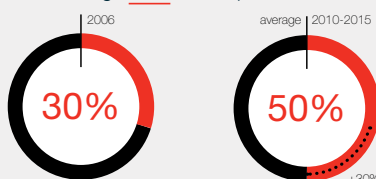
In 2006 vehicle accidents accounted for more than 50% of all reported incidents. This trend has been steadily decreasing and between 2010 and 2015 it has levelled to around 20% of all reported incidents.

#### Vehicle accidents All incidents



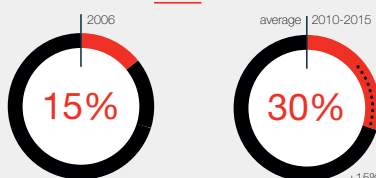
Common crime (theft, burglary, robbery) has risen from 30% (combined) in 2006 and between 2010 and 2015 comprises on average 50% of all reported incidents.

#### Common crime All incidents



Theft has risen from around 15% to constantly around 30%.

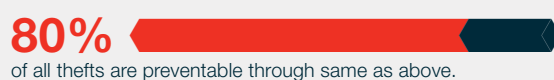
#### Theft All incidents



Other categories remained similar.

#### IFRC preventable incidents

1,466 security incidents reported 2006-2014



#### Gender



There is no marked difference in terms of specific security incidents occurring to either gender. The only exceptions are: sexual harassment (in workplace, public, hotel/guesthouses) and opportunistic street crime such as handbag snatching.

#### National staff versus delegates

In 2014 around 30% of all reported security incidents involved IFRC national staff. Considering that national staff account for nearly 70% of total IFRC staff, the number of reported incidents involving national staff is low.

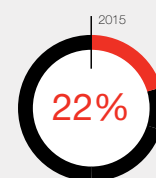
#### IFRC national staff All incidents



#### IFRC national staff Total IFRC staff



#### Incidents involved surge capacity staff (ERU/FACT/RDRT)



As evident in the above data, there has been a steady decrease in the number of reported incidents during the past six years apart from a 16 per cent increase in 2015. This increase is largely attributed to large numbers of

staff deployed and operating in the Ebola Virus Disease operations and the Nepal earthquake response operation. Those two operations were by far the largest IFRC operations in 2015 with more than 1,500 staff employed.

## Security incident analysis

- Number of IFRC security incidents reported to the Security Unit in 2015: 94
- Many serious incidents (mostly common crime) involving national staff occurred after working hours are therefore not included in the official IFRC statistics

Only incidents that fall within the IFRC definition of what constitutes a security incident are included in the statistics. In addition, a number of National Societies submitted security incident reports for information or to request assistance in managing/analysing the incident. These incidents included: death and serious injuries to Red Cross and Red Crescent staff/volunteers, conflict-related incidents including killing of Red Cross and Red Crescent patients, armed attack on Red Cross and Red Crescent offices or health clinics, carjackings, armed robberies, vehicle accident deaths and various other serious incidents.

### Application

The IFRC uses a broad definition for what constitutes a security incident, and if in doubt, the incident should be reported to the IFRC Security Unit. See FedNet for Incident definition and reporting procedures: <https://fednet.ifrc.org/en/ourifrc/support/security/>

The IFRC statistics include security incidents involving:

- IFRC personnel, international delegates, international delegates on loan and their in-country dependants
- Locally-employed staff during working hours
- Visiting IFRC staff, delegation visitors
- Emergency Response Unit staff (ERU)
- Field Assessment and Coordination Team staff (FACT)
- Regional disaster response team (RDRT) delegates
- Partner National Societies working under the IFRC's security umbrella
- National Society staff and volunteers in the course of their duties for the IFRC

### Staff under IFRC security management

Based on information obtained through secretariat HR records and the number of global service agreements, is estimated that 4,500 personnel came under direct IFRC security management responsibility. This includes around 1,000 ERU/FACT/RDRT staff responding to eight global surge supported operations. In addition, the Security Unit provided support to many of the 190 National Societies regarding support on security incident management and various other support.

## Incident analysis by regions

### Main points:

- A total number of 94 IFRC incidents reported to the Security Unit in 2015.
- A 16 per cent increase in overall number of incidents from 2014.
- Africa region had the highest number of reported security incidents. Most security incidents occurred in Guinea.
- Programme-related incidents increased from 2014.
- Three fatal incidents involving a volunteer and 3rd party killed in vehicle accidents.

The largest IFRC operation in 2015 was the ongoing Ebola response in western Africa. Between mid – 2014 until end of 2015, approximately 1,300 Movement staff have deployed to that operation and vast majority of them fall under IFRC security management responsibility. In previous years, the highest number of security incidents were reported from the Asia Pacific region, however, mainly due to the current Ebola response operations in Western Africa, the Africa region reported the highest number of security incidents.

### Africa

Africa region in general accounts for about 20-25 per cent of all global figures. In 2014 there was a marked increase in reported incidents from Africa, largely due to the Ebola response operation in Guinea, Liberia and Sierra Leone. During 2015, IFRC and other Movement partners, notably the Guinea Red Cross, have continued to operate in an extremely challenging environment and as a result have experienced a high number of security incidents. Fifty-eight security incidents were reported from Africa region in 2015. As in 2014, around 50 per cent of all reported IFRC security incidents originated from the Ebola operations in 2015.

In 2015, there was continued insecurity in African countries, mainly Burundi, Nigeria, Sudan, South Sudan, CAR, Mali and the Sahel region in general. The IFRC operational security environment in many of these countries has deteriorated and a number of Red Cross and Red Crescent staff and volunteers have been killed.

The most common incident categories occurring in Africa involved crime, vehicle accidents and programme-related incidents, including attacks against Red Cross and Red Crescent staff and premises.

### Americas

A total of seven security incidents were reported from the Americas region in 2015, representing 7 per cent of the total number of incidents globally. That is in line

## Incident analysis by regions 2015

	Theft	Burglary	Robbery	Vehicle	Vehicle injuries	Programme related	Other	Total
<b>Africa</b>	11	3	3	6	10	18	7	58
<b>Asia</b>	6	2	0	2	0	2	3	15
<b>Americas</b>	1	0	1	3	1	0	1	7
<b>Europe</b>	2	1	0	1	1	3	1	9
<b>MENA</b>	0	0	1	0	1	0	3	5
	20	6	5	12	13	23	15	94

with the number of IFRC staff and operations in the region. In addition another four incidents were reported from National Societies. Incidents included vehicle accidents, armed robberies and theft.

### Asia Pacific

A total of 15 security incidents were reported from the Asia Pacific region comprising 16 per cent of all reported incidents globally, which is much in line with previous year. Most incidents were reported from Nepal where around 500 IFRC personnel were employed during 2015 as part of the IFRC earthquake operation. Most incidents involved common crime (theft, burglary) in addition to vehicle accidents.

### Europe

In previous years, Europe region has comprised around 5 per cent of global statistics, which corresponds to IFRC operational activity occurring in the region. However, due to the migrant response operations in parts of Europe (mainly Greece) there has been an increase in IFRC staff and operational footprint. In 2015 a total of nine security incidents (9 per cent of global incidents) were reported including looting of IFRC camps/premises and common crime.

### MENA

Most IFRC operational activities in the MENA region relate to supporting relevant National Societies in programme implementation or capacity building such as in Syria and Iraq. Due to the extreme security environment in some countries within the region, IFRC presence in terms of staff is limited. In 2015 a total of five security incidents were reported, mainly conflict-related, including two airstrikes near IFRC offices which damaged the premises.

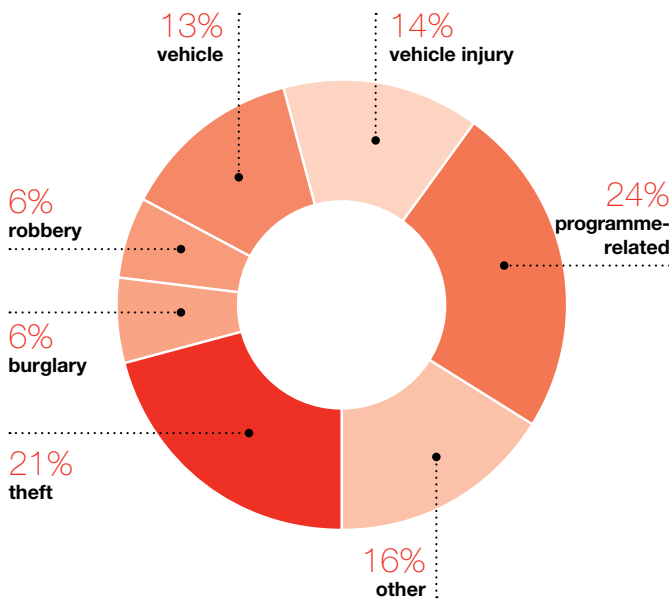
## Incident category analysis

### Targeting of IFRC and National Red Cross and Red Crescent Societies

- The targeting of humanitarian health facilities and infrastructure is a special concern as is the perceived lack of respect for International Humanitarian Law and the protective emblems of the Movement. In 2015, there were a number of serious attacks against Movement health services including the shelling of health facilities, ambulances, threats against staff and the occupation of National Society buildings.
- In 2014 and 2015, the Movement responded to the Ebola Virus Disease crisis in Western Africa which has proven to be an especially challenging operation with regard to health and security of staff. The operating environment has at times been characterised by lack of acceptance of any health workers, including Red Cross and Red Crescent, and a number of staff and assets have been attacked by the local population and beneficiaries, resulting in serious staff injuries at times.



### Total breakdown of incidents by categories, 2015



Vehicle accidents accounted for 27 per cent of all reported incidents which is a 7 per cent per cent increase from 2014. When comparing vehicle accidents over the past few years there has been a considerable decrease since 2006, when vehicle accidents comprised around 50 per cent of all incidents.

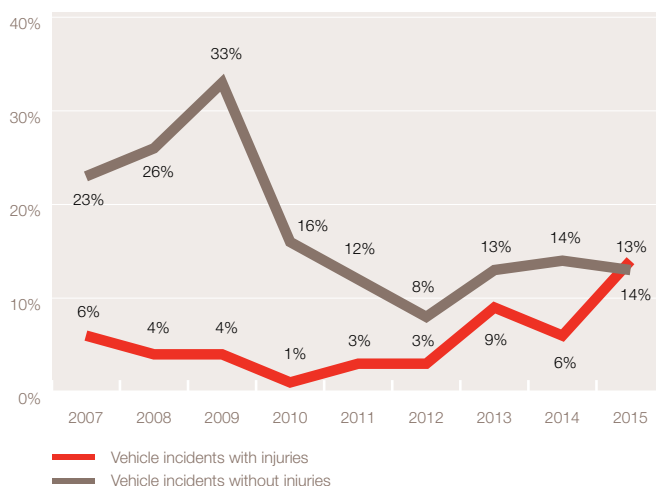
Despite the decrease in vehicle accidents since 2006, every year IFRC staff suffer serious injuries and the impact on 3rd party victims has resulted in deaths on an annual basis. The fact that serious accidents do occur is not surprising given the challenging road conditions, infrastructure and the driving culture in majority of the areas in which IFRC operates globally.

In 2015 one Guinea Red Cross volunteer was killed while a passenger in an IFRC vehicle. Two other separate incidents involving IFRC vehicles occurred, resulting in death of 3rd party civilians.

### Vehicle accidents

- Vehicle incidents accounted for 27 per cent of all incidents
- Number of vehicle accidents previously levelled out around 15-20 per cent during past years but a slight increase in 2015
- Majority of IFRC vehicle accidents not included in this report since classified as “minor”
- Most vehicle incidents reported from Africa region
- 3 separate accidents involved fatalities of 3rd parties and a National Society volunteer
- Number of serious incidents involving 3rd party on motorcycles
- The IFRC’s statistics compare very favourably to those of other humanitarian organizations

IFRC vehicle accident statistics are much in-line with data from other large humanitarian organizations, where vehicle accidents usually account for around 20-30 per cent of all incidents.



A number of incidents involving IFRC vehicles and 3rd party motorcycles occurred resulting in serious injuries to those travelling on the motorcycle. The high rate of such incidents reinforces the importance of IFRC regulations which prohibit IFRC staff riding motorcycles in field locations.

### Excluded from statistics

As in previous years, around 70 per cent of all reported vehicle incidents involved “minor” incidents such as damage to IFRCs vehicles when entering or exiting the vehicle (opening vehicle door against a wall), reversing into another vehicle in a parking lot, or other minor incidents of a similar nature. Such incidents are not included in these statistics, only incidents that caused significant damage or resulted in injuries or fatalities to IFRC personnel or 3rd party are included. In 2015, according to information from the IFRC Fleetwave vehicle management system, 90 vehicle accidents occurred globally.

### IFRC high standards

According to the World Health Organization (WHO), more than 90 per cent of the world’s road fatalities occur in low-income and middle-income countries, even though these countries have just over half of the world’s vehicles. For further information about road safety please contact the Global Road Safety Partnership (GRSP), which is a hosted programme of the IFRC.

The challenging environmental and road infrastructure conditions in these countries in which the IFRC





mostly operates and the fact that one staff member under the IFRC's security management has died in a road accident in the past few years must also be taken into account and highlights the high standard and commitment within the organization when it comes to road safety issues.

### Accidents versus Km travelled

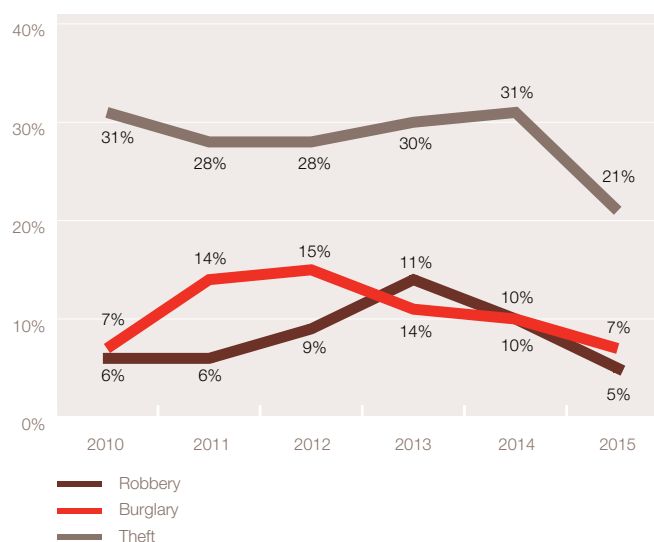
Given the size of the IFRC (and partner National Societies under the IFRC security umbrella) the number of reported vehicle accidents compares very favourably to those of other INGOs and the United Nations (UN). Since accident data began to be systematically collected by the IFRC Fleet unit in Dubai, the trend regarding accident per kilometre travelled in an IFRC vehicle has shown a decrease in recent years despite an increase in the number of vehicles used and total amount of kilometres driven.

In 2015 there was on average one accident of IFRC vehicle per 250,963 km travelled, which is a positive trend and further improvement from previous years which have also witnessed a continued upward trend in terms of fewer number of accidents compared to kilometres driven.

### Accident rate per Km 2011-2015

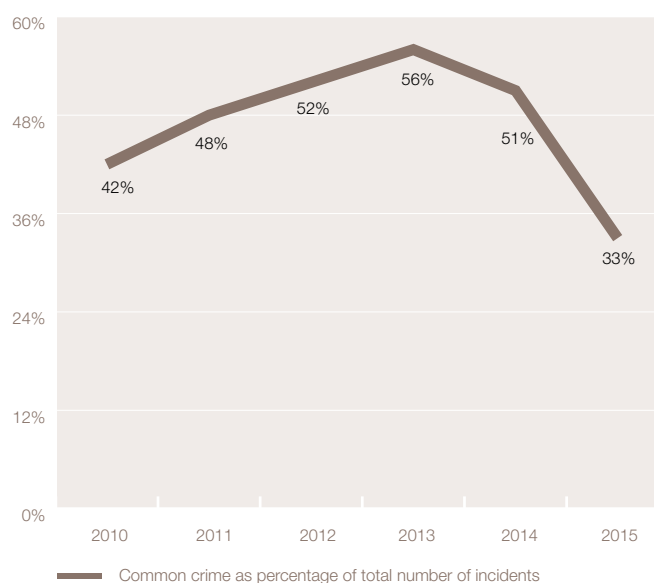
Year	2011	2012	2013	2014	2015
Number of accidents	114	121	82	85	90
Kilometres	134,951	128,852	166,680	189,740	250,963

### Common crime



Becoming the victim of a crime is the biggest risk facing IFRC staff globally. In 2015, 33 per cent of all reported incidents involved common crime.

The common crime category includes incidents that are classified as thefts, burglaries and robberies. By 2006 the combination of those categories that are defined as common crimes began make up over one third of all reported incidents. During the previous six years, the IFRC has witnessed a rise in common crimes levelling out around 50 per cent while vehicle accidents have decreased. However, as stated above, there has been a decrease in reported common crimes in 2015.



Incidents of theft comprise the single largest category within common crimes, followed by burglary and robberies. This trend has been consistent in previous years.

## Theft

**Theft as defined in this report is the unlawful taking of property without the use of force or violence, with the intention of permanently depriving the owner of that property.**

### Main points:

- Theft is the largest single incident category with regards to IFRC reported security incidents at 21 per cent
- Most thefts reported during Ebola operation
- Most theft from office and residencies reported from Africa region
- Theft of equipment can have serious operational effects, especially during emergency response operations.
- Theft is the most preventable type of any incident category
- Risk of theft can be significantly reduced by adhering to the most basic security measures.

A total of 20 incidents of theft were reported to the Security Unit, comprising 21 per cent of all reported incidents. That number is a significant decrease compared to previous four years; incidents of theft during the past five years have largely stayed consistent and seemed to have levelled out around the 30 percentage mark until this 2015 decrease.

A number of Red Cross and Red Crescent vehicles were stolen, mostly while in National Society possession.

### Location of thefts

1. Primarily, most thefts occur in IFRC offices and involve cases of crimes of opportunity, usually involving items stolen when they are left unattended by their owners in unlocked offices, in a common public area or unlocked drawers. Most common items to be reported stolen are mobile phones, laptop computers and cash. As in previous years, it is clear that when analysing incidents of theft that, in the vast majority of cases, access control systems were insufficient or non-existent in most of the offices in which thefts occurred.

2. The second most common location where theft occurs is in public places. These thefts often occur in restaurants or similar places where staff have left their belongings in an insecure place such as placing valuables on their table or leaving jackets or handbags out of direct line of sight. In many cases such incidents

of theft occur in locations where the staff member has lowered their level of security awareness because he/she thinks that location is safe. A case in point is Geneva (Switzerland); every year a number of such thefts are reported by staff visiting from often high crime countries, displaying behaviour they would never do in those countries.

3. The third most common location of theft is warehouses. Such thefts can be especially difficult to deal with since often the theft is not discovered until an inventory takes place, often days or weeks after the event is suspected to have occurred.

4. The final most common place where theft occurs is staff residencies. By following the below measures to minimize risk, instances of any form of theft can be greatly reduced.

**Of all the incident categories instances of theft are the most likely to have been preventable.**

It is important to note that a vast majority of all common crimes such as theft are crimes of opportunity and IFRCs staff can significantly reduce that risk by taking some basic security measures. This includes:

Security guideline documents regarding prevention of crime and on personal security awareness can be obtained on the security section on the FedNet.

### Minimize risk

- Proper access control systems on premises
- Never leave valuables out in the open (in office or while driving)
- Lock all valuables in secure drawers or safes when leaving the office
- Lock office doors when departing
- Never carry anything on your person or in your luggage that you can't afford to lose
- Keep a low personal profile
- Don't display wealth or carry expensive items

## Burglary

**Burglaries are defined as breaking into locked premises or vehicles without violence or threat of violence.**

### Main points:

- Africa and Asia Pacific reported the highest number of burglaries
- Burglaries represent 6 per cent of reported incidents
- Most reported burglaries involve IFRC residencies and warehouses
- Burglaries can be greatly reduced by implementing basic security measures.

A total of six burglaries were reported, comprising 6 per cent of all reported incidents.

The number of reported burglaries in 2015 decreased by 4 per cent, down from 10 per cent in 2014.

Although most reported incidents of burglary were in the Africa region, no single country in that region stands out with respect to high number of burglaries.

### Location of burglaries

Most burglaries occur in IFRC residencies and warehouses followed by office break-ins. Although many burglaries are undoubtedly preventable, it can be extremely challenging to prevent many burglaries committed by a highly motivated burglar intent on committing the crime. However, burglary is mainly a crime of opportunity so implementing the most basic security measures can drastically lower the risk of becoming a victim. In nearly all instances reported in this report, the premises did have some form of minimum security arrangements although in some cases they were found out later to be ineffective.

Some burglaries occurred when the staff member was inside the dwelling at the time. In all cases where the occupants were at home and were aroused by the burglars, the burglars fled the premises immediately. There is, however, always the possibility that what begins as a simple burglary ends up in a robbery in which the victims are physically threatened or injured.

### Security guards

Despite the fact that a security guard was on duty, in over half of all reported burglaries, that did not prevent the crime.

Although the IFRC employs more than 200 security guards globally, the fact is that security guards are



of little value unless they are managed effectively. Therefore the IFRC policy is that all guards must receive the appropriate training and equipment before employment. Through incident analysis in recent years the following points have been identified:

- Their training, equipment and overall management was severely lacking in a number of instances with the same guard for example on duty continuously for a number of days.
- The practice of combining duties of local staff tasked with other responsibilities such as having a gardener with a security function. This is common practice but strongly discouraged and can in reality decrease security and security awareness by providing a false sense of security.
- The management of security guards is the most important factor when employing their services and they should receive detailed job descriptions, proper training and equipment and clear procedures in place for emergencies.

### Minimize risk

In order to mitigate against the likelihood of a burglary, IFRC premises are to be vetted by the delegation as stated in the Minimum Security requirements (MSR). The level of security protection will vary from country to country based on the delegation's threat/risk assessment but all premises should at minimum be equipped with the following:

- **Solid and lockable doors**
- **Securely lockable windows**
- **Sufficient external lighting**
- **Emergency phone list available**



## Robbery

**Robbery involves using force or threat of force against another person in the course of a crime.**

### Main points:

- In 2015 robbery accounts for 6 per cent of reported incidents
- A decrease from 2014 by 4 per cent
- Most serious robberies occurred in Africa
- A number of serious armed robberies occurred to national staff after working hours
- No serious physical injuries suffered by staff

Robbery accounted for 6 per cent of all reported incidents, which is an decrease of 4 per cent compared to previous year. Robberies had remained steady around 10 per cent of the total number of reported incidents since 2006.

In addition to the robbery incidents included in IFRC statistics, a number of other serious robberies were reported by National Society staff or IFRC staff who had been robbed outside working hours. This includes the armed carjacking of at least three Red Cross and Red Crescent vehicles.

Robberies occurred in MENA, Americas and Asia Pacific regions. The most armed/violent type of robberies occurred in Africa in line with previous years' data.

## Minimize risk

- Most robberies are crimes of opportunity – identify your vulnerabilities
- Know the security context in which you operate – identify patterns and methods
- Avoid walking alone at night
- Discuss within the delegation which measures can lower/mitigate the main risks

## Programme-related incidents

### Main points:

- Programme-related incidents account for 24 per cent of all reported incidents.
- Such incidents tend to correspond to number of major IFRC field operations or downscaling
- A 5 per cent increase globally from 2014
- Most incidents occurred in the Ebola operation
- Acceptance-related issues main concern in 2015

Programme incidents relate to incidents that occur as a result or in course of the implementation of IFRC programme activities. In recent years such incidents have occurred in a number of countries annually relating to activities such as relief distributions, shelter, water and sanitation and other technical implementation activities, employer and employee relations and



beneficiary interaction to name a few. Generally such incidents involve aspects of dissatisfaction by beneficiaries or local communities with the activities, often resulting in threats and aggression against personnel.

In 2015, the majority of reported programme-related incidents are from the Ebola response operation although a number of serious incidents related to safer access and acceptance were reported from the Nepal earthquake operation. The Ebola operational context has proven to be extremely challenging due to the nature of the emergency and negative perceptions among the local population against health workers and health interventions in general. This has resulted in numerous serious attacks against Red Cross and Red Crescent staff resulting in serious injuries. A number of non-Movement health workers and responders were killed in 2015. Majority of programme-related violence occurred in Guinea.

It is estimated that the reporting of aggression, threats and violence against both IFRC and National Society staff has been vastly underreported which is evident when viewing information from open sources or through de-briefing of staff.

### Minimize risk

- **Good information management is crucial to avoid confusion and frustration among the local population and beneficiaries**
- **Use beneficiary communication officers in challenging security environments**
- **Ensure there is a mechanism for the beneficiaries to address their confusion, problems, comments**
- **Information networking and incident reporting/analysis**
- **Training of all staff on emergency procedures and field trip preparations and briefings**
- **Exit strategy when ending a programme included in operational planning**

### Other


Some incidents are difficult to classify and place into existing incident categories and although falling within the definition of a security incident, are too few in numbers to warrant a separate category. In previous years the “other” category has constituted around 15-20 per cent of all reported incidents. In 2015 the “other” category comprises 16 per cent of all reported incidents, which is a 6 per cent increase from 2014.

Every year the aim is to keep this category as low as possible but often it can be challenging attempting to fit all reported incidents within a specific incident category.

In 2015 the type of incidents comprising this category include: conflict-related such as airstrike affecting personal safety of staff, fire in office and warehouse, conflict-related incidents, breaches of the IFRC Code of Conduct, and denial of access by authorities.

Is important to mention that in total (including National Society reports) four instances of fire were reported. All except one incident occurred as a result of faulty or damaged wiring. Since 2006, there have been more than 30 reported incidents of fires on IFRC premises.





# THE FUNDAMENTAL PRINCIPLES OF THE INTERNATIONAL RED CROSS AND RED CRESCENT MOVEMENT

**Humanity** The International Red Cross and Red Crescent Movement, born of a desire to bring assistance without discrimination to the wounded on the battlefield, endeavours, in its international and national capacity, to prevent and alleviate human suffering wherever it may be found. Its purpose is to protect life and health and to ensure respect for the human being. It promotes mutual understanding, friendship, cooperation and lasting peace amongst all peoples.

**Impartiality** It makes no discrimination as to nationality, race, religious beliefs, class or political opinions. It endeavours to relieve the suffering of individuals, being guided solely by their needs, and to give priority to the most urgent cases of distress.

**Neutrality** In order to enjoy the confidence of all, the Movement may not take sides in hostilities or engage at any time in controversies of a political, racial, religious or ideological nature.

**Independence** The Movement is independent. The National Societies, while auxiliaries in the humanitarian services of their governments and subject to the laws of their respective countries, must always maintain their autonomy so that they may be able at all times to act in accordance with the principles of the Movement.

**Voluntary service** It is a voluntary relief movement not prompted in any manner by desire for gain.

**Unity** There can be only one Red Cross or Red Crescent Society in any one country. It must be open to all. It must carry on its humanitarian work throughout its territory.

**Universality** The International Red Cross and Red Crescent Movement, in which all societies have equal status and share equal responsibilities and duties in helping each other, is worldwide.

**International Federation  
of Red Cross and Red Crescent Societies**

P.O. Box 303  
CH-1211 Geneva 19  
Switzerland  
Telephone: +41 22 730 4222  
Telefax: +41 22 730 4200  
E-mail: [secretariat@ifrc.org](mailto:secretariat@ifrc.org)

**[www.ifrc.org](http://www.ifrc.org)**  
**Saving lives, changing minds.**

